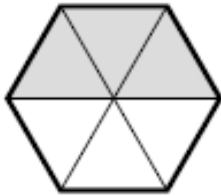


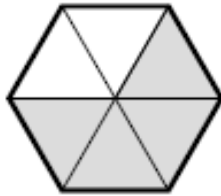
Comparaison de fractions

⇒ *Écris les fractions correspondant à chaque partie colorée, puis dessine le signe < (plus petit que) ou > (plus grand que) dans le rond.*

(1)

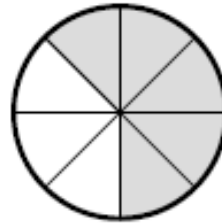


$\frac{3}{6}$

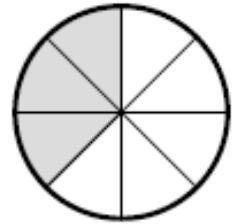


$\frac{4}{6}$

(5)

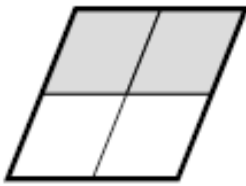


—

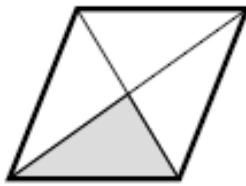


—

(2)

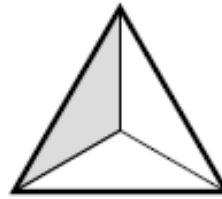


—

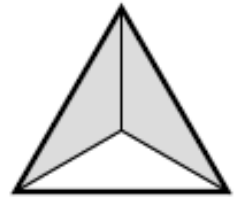


—

(6)




—



—

(3)

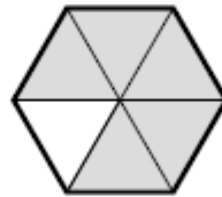


—

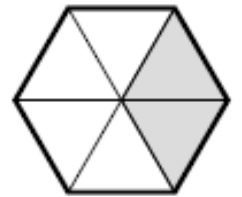


—

(7)



—

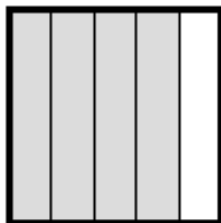


—

(4)

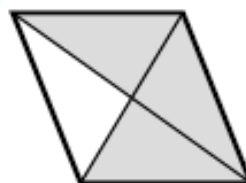


—

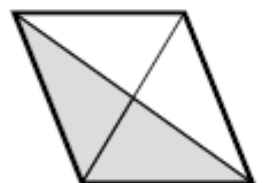


—

(8)



—


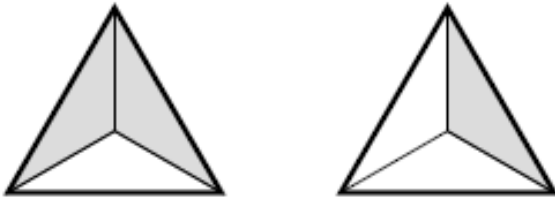


—

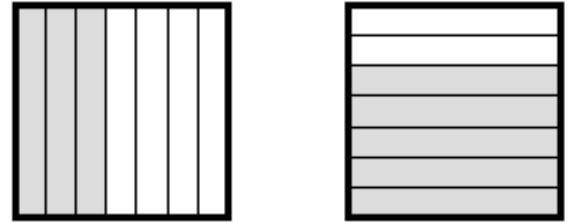
Comparaison de fractions

⇒ *Écris les fractions correspondant à chaque partie colorée, puis dessine le signe < (plus petit que) ou > (plus grand que) dans le rond.*

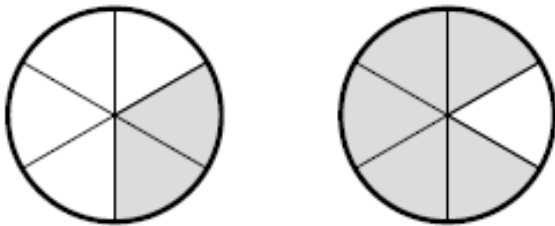
(1)



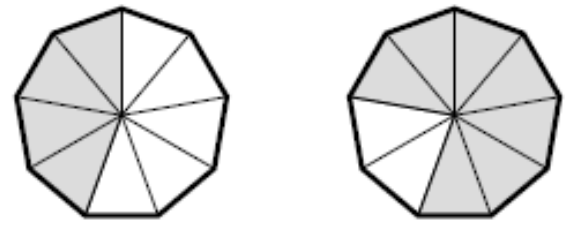
(5)



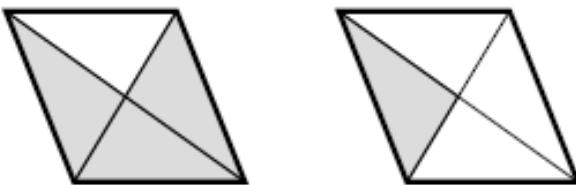
(2)



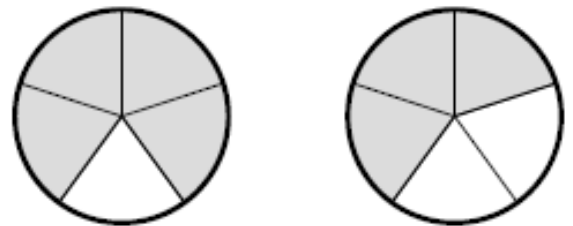
(6)



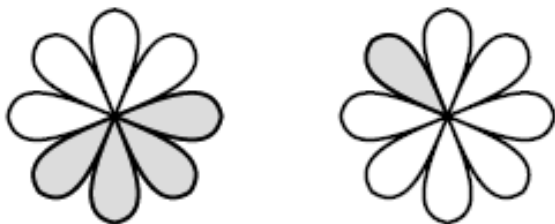
(3)



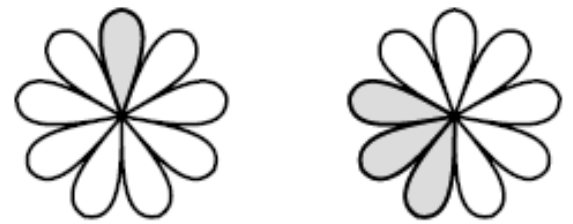
(7)



(4)


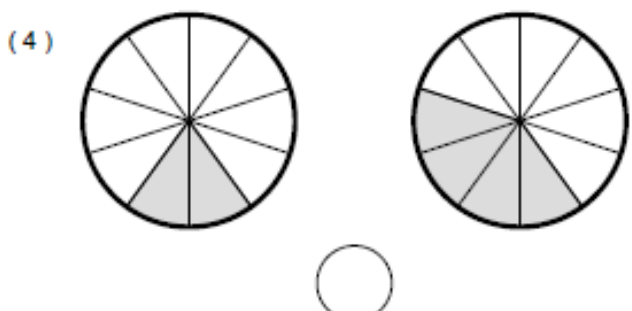
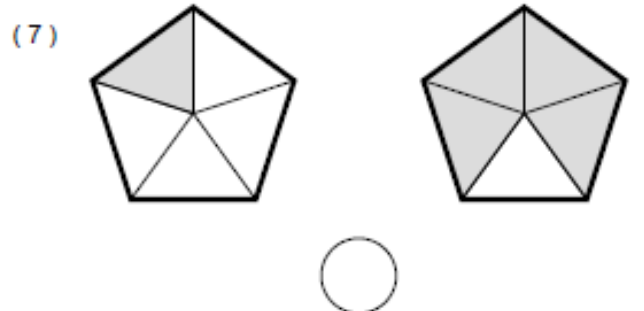

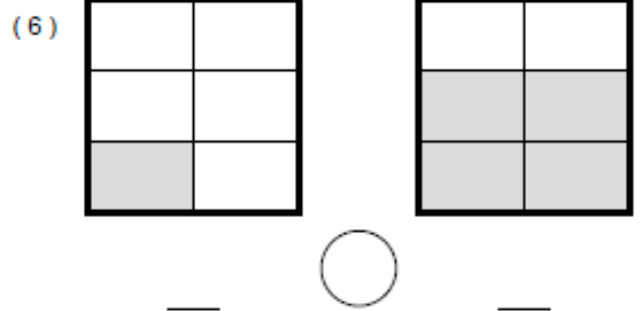
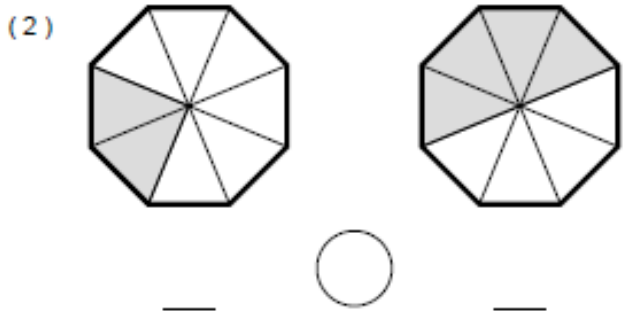
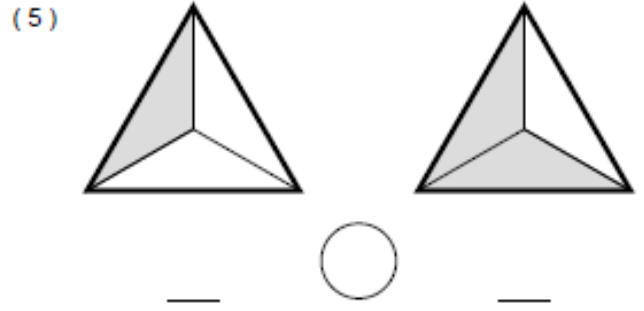
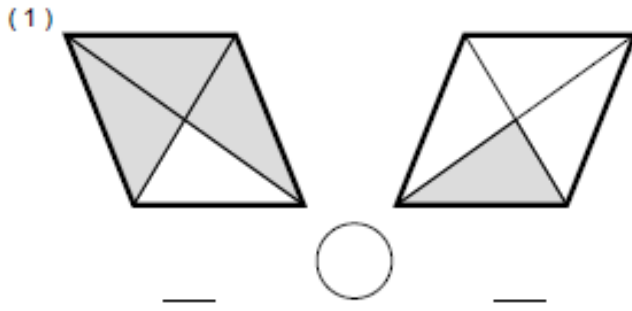


(8)



Comparaison de fractions

⇒ *Écris les fractions correspondant à chaque partie colorée, puis dessine le signe < (plus petit que) ou > (plus grand que) dans le rond.*



Comparaison de fractions

CM2
 Sur l'année

n°4

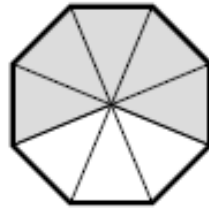
Mathématiques
 Autonomie

⇒ *Écris les fractions correspondant à chaque partie colorée, puis dessine le signe < (plus petit que) ou > (plus grand que) dans le rond.*

(1)

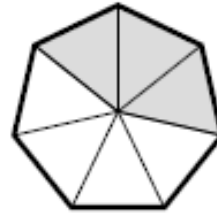


$\frac{2}{6}$

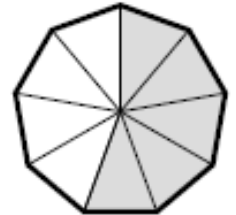


$\frac{5}{8}$

(5)

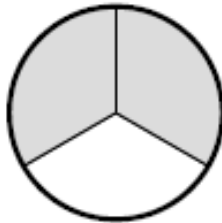


—

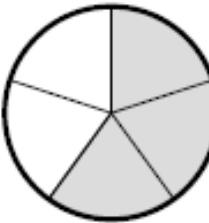


—

(2)

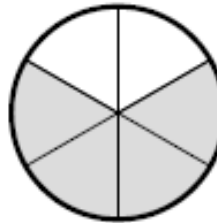


—

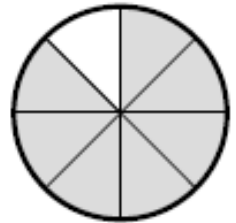


—

(6)

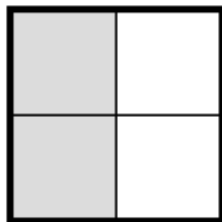


—

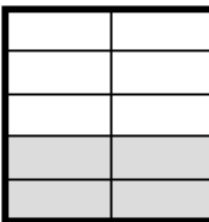


—

(3)

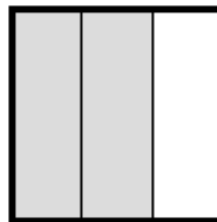


—

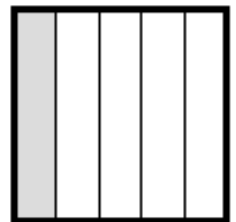


—

(7)




—



—

(4)

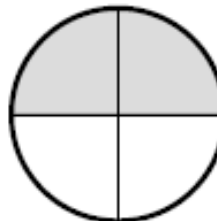


—

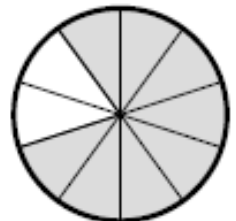


—

(8)





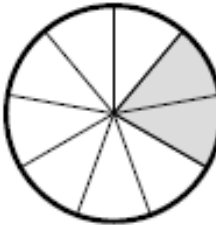
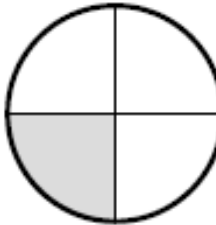
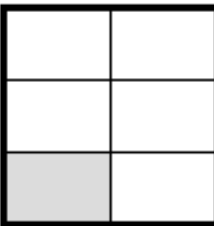

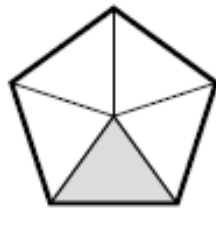
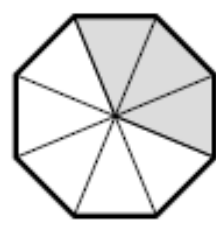
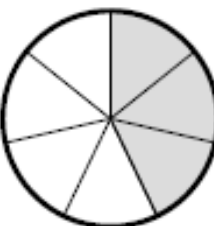
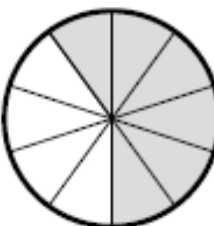
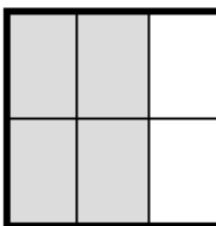
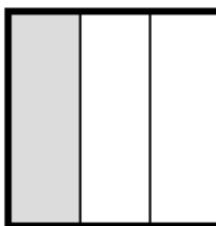
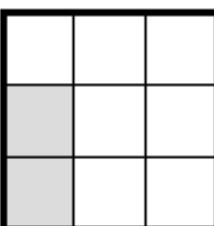
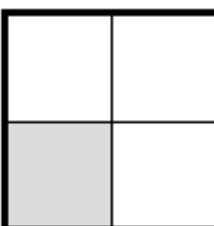


—



—

Comparaison de fractions

⇒ *Écris les fractions correspondant à chaque partie colorée, puis dessine le signe < (plus petit que) ou > (plus grand que) dans le rond.*

<p>(1)  </p> <p>— ○ —</p>	<p>(5)  </p> <p>— ○ —</p>
<p>(2)  </p> <p>— ○ —</p>	<p>(6)  </p> <p>— ○ —</p>
<p>(3)  </p> <p>— ○ —</p>	<p>(7)  </p> <p>— ○ —</p>
<p>(4)  </p> <p>— ○ —</p>	<p>(8)  </p> <p>— ○ —</p>


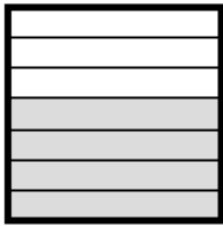
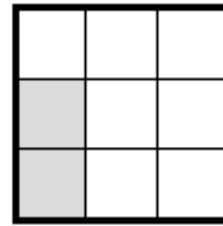
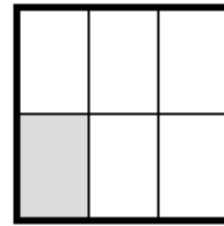
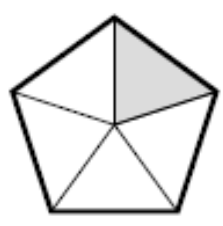
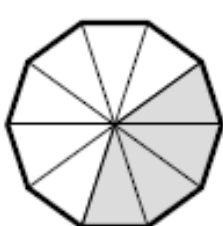
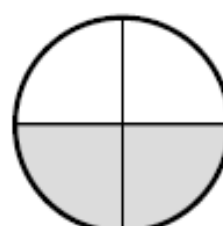
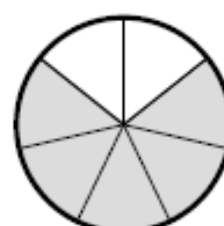
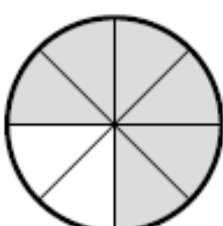
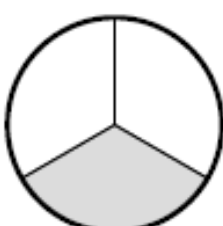
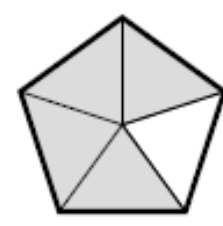
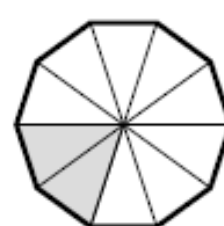


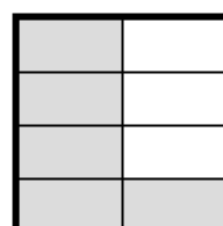
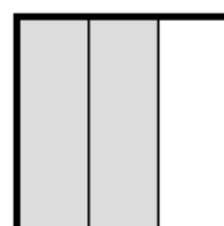
Comparaison de fractions

CM2
 Sur l'année

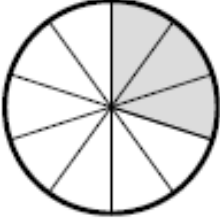
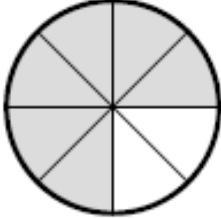






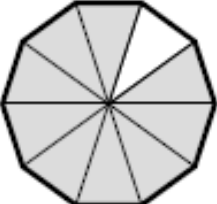
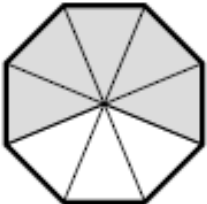


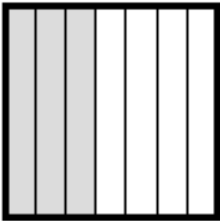
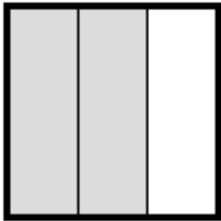




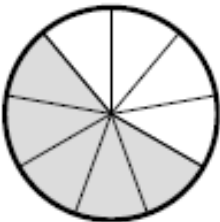
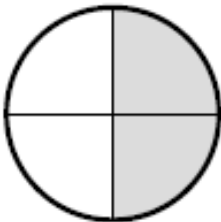
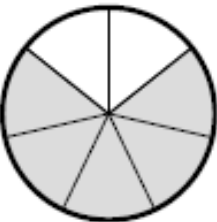
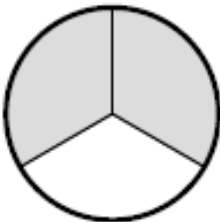


n°6

Mathématiques
 Autonomie

⇒ *Écris les fractions correspondant à chaque partie colorée, puis dessine le signe < (plus petit que) ou > (plus grand que) dans le rond.*

<p>(1)</p>  <p>—</p>	 <p>—</p>	<p>(5)</p>  <p>—</p>	 <p>—</p>
○		○	
<p>(2)</p>  <p>—</p>	 <p>—</p>	<p>(6)</p>  <p>—</p>	 <p>—</p>
○		○	
<p>(3)</p>  <p>—</p>	 <p>—</p>	<p>(7)</p>  <p>—</p>	 <p>—</p>
○		○	
<p>(4)</p>  <p>—</p>	 <p>—</p>	<p>(8)</p>  <p>—</p>	 <p>—</p>
○		○	

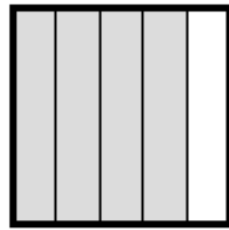
⇒ *Écris les fractions correspondant à chaque partie colorée, puis dessine le signe < (plus petit que) ou > (plus grand que) dans le rond.*

(1)			(5)		
	—	—		—	—
					
(2)			(6)		
	—	—		—	—
					
(3)			(7)		
	—	—		—	—
					
(4)			(8)		
	—	—		—	—
					

Comparaison de fractions

⇒ *Écris les fractions correspondant à chaque partie colorée, puis dessine le signe < (plus petit que) ou > (plus grand que) dans le rond.*


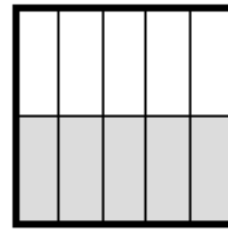
(1)



—

—

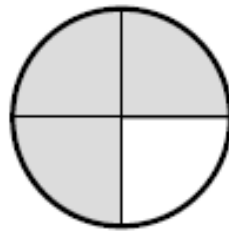
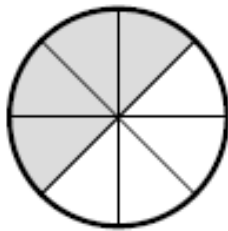
(5)



—

—

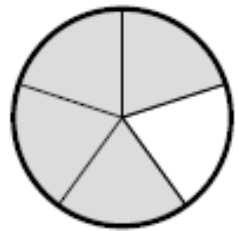
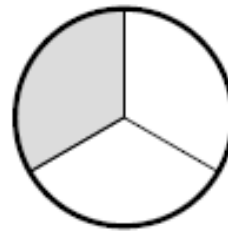
(2)



—

—



(6)



—

—


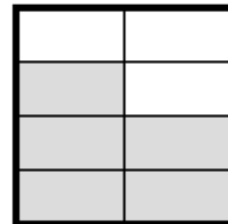
(3)



—

—

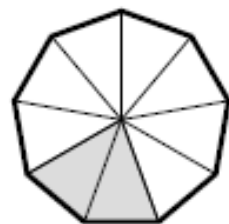
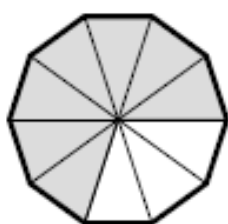
(7)



—

—



(4)



—

—

(8)

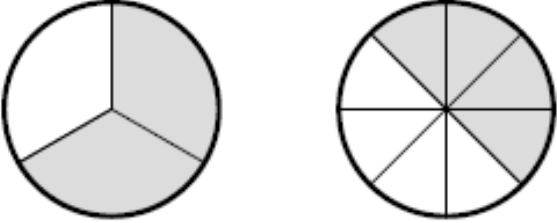
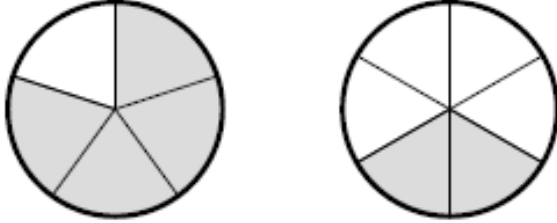
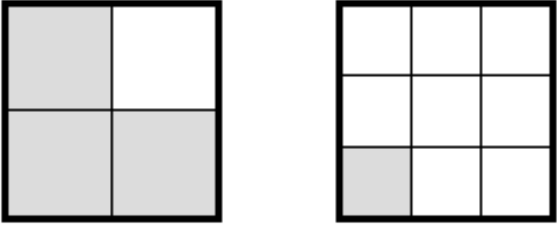
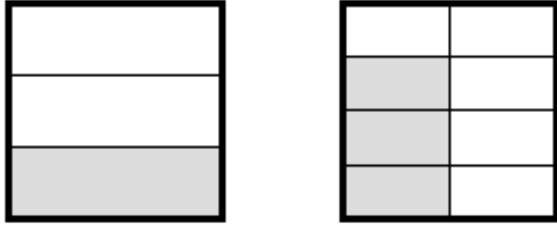
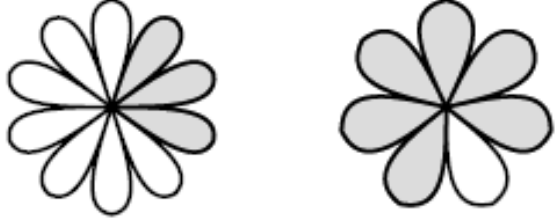
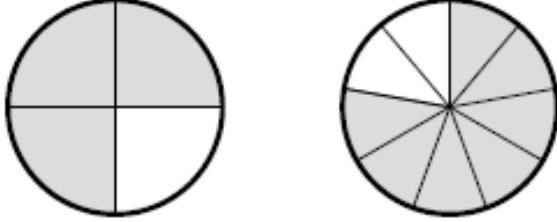
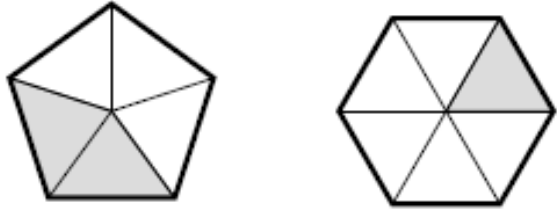
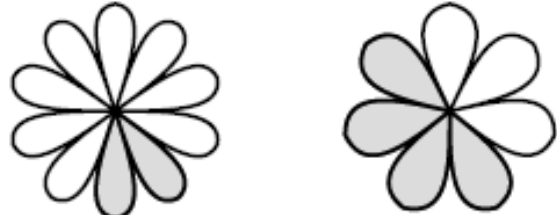


—

—

Comparaison de fractions

⇒ *Écris les fractions correspondant à chaque partie colorée, puis dessine le signe < (plus petit que) ou > (plus grand que) dans le rond.*

<p>(1)</p>  <p>— ○ —</p>	<p>(5)</p>  <p>— ○ —</p>
<p>(2)</p>  <p>— ○ —</p>	<p>(6)</p>  <p>— ○ —</p>
<p>(3)</p>  <p>— ○ —</p>	<p>(7)</p>  <p>— ○ —</p>
<p>(4)</p>  <p>— ○ —</p>	<p>(8)</p>  <p>— ○ —</p>

Comparaison de fractions

⇒ *Ecris les fractions correspondant à chaque partie colorée, puis dessine le signe < (plus petit que) ou > (plus grand que) dans le rond.*

